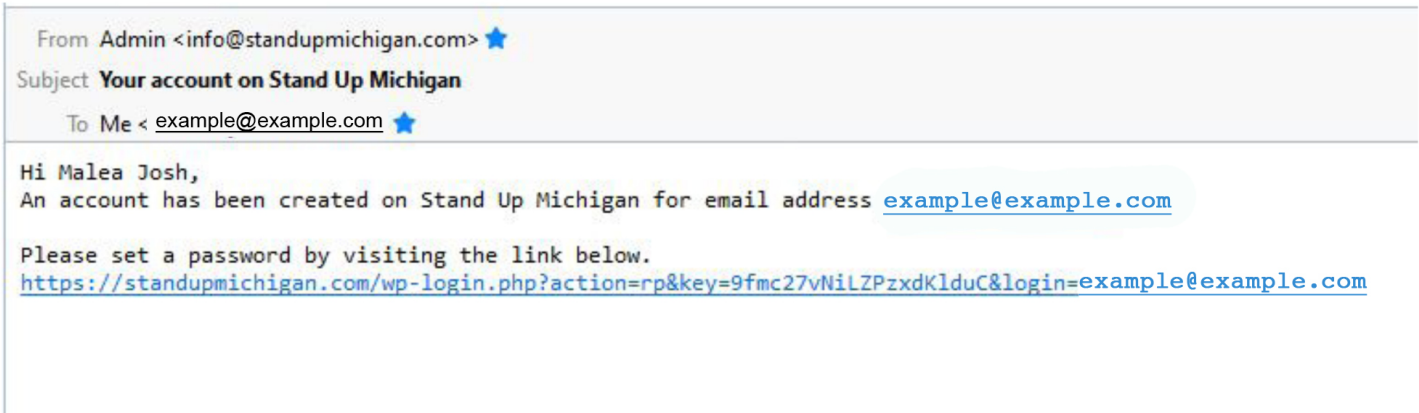


Trouble Logging In?

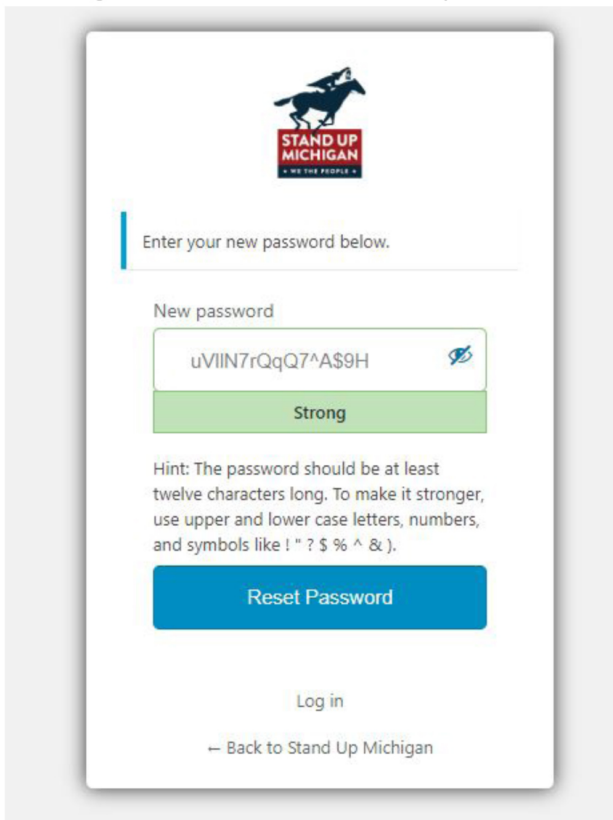
Setting Up Your Account Password

- 1) User receives email with reset password details.


NOTE: The user will NOT be able to login to the SUM website until they receive this email.



- 2) Clicking the link takes them to a password reset page; with a pre-generated password.



- 3) A user can then enter their own, unique password.



Enter your new password below.

New password

Medium


Hint: The password should be at least twelve characters long. To make it stronger, use upper and lower case letters, numbers, and symbols like ! " ? \$ % ^ &).

Reset Password

Log in

← Back to Stand Up Michigan

- 4) Clicking “Reset Password”, takes the user to a confirmation page, with a link to login.



Your password has been reset. [Log in](#)

← Back to Stand Up Michigan

- 5) User clicks “Log In” to be taken to the login page; and enters their email and password.



Username or Email Address

example@example.com

Password

My!New@Pass



☐ Remember Me

Log In

[Lost your password?](#)

[← Back to Stand Up Michigan](#)

6) User clicks “Log In”; and is taken to the admin edit user profile page.

Stand Up Michigan

Dashboard

Profile

Collapse menu

Profile

Personal Options

Admin Color Scheme

☒ Default

☐ Light

☐ Blue

☐ Ectoplasm

☐ Midnight

☐ Ocean

Toolbar

☒ Show Toolbar when viewing site

Name

Username

example@example.com

Usernames cannot be changed.

First Name

First Name

Last Name

Last Name

Nickname (required)

Nickname Here

Display name publicly as

Contact Info

Email (required)

example@example.com

If you change this, we will send you an email at your new address to confirm it. The new address will not become active until confirmed.

- 7) User clicks “Stand up Michigan”; and is taken to site homepage with a “logged in” status.

